

digi ZABAN

MR. BUG'S PHONICS

1



**Catherine Yang Eisele
Richmond Hsieh**

OXFORD UNIVERSITY PRESS



digi ZABAN

MR. BUG'S PHONICS



by
Catherine Yang Eisele
Richmond Hsieh

OXFORD UNIVERSITY PRESS

Contents



Unit 1	Aa, Bb, Cc	2
Unit 2	Dd, Ee, Ff	10
Unit 3	Gg, Hh, Ii	18
Unit 4	Jj, Kk, Ll	26
Unit 5	Mm, Nn, Oo	34
Unit 6	Pp, Qq, Rr	42
Unit 7	Ss, Tt, Uu	50
Unit 8	Vv, Ww, Xx	58
Unit 9	Yy, Zz	66
Review Song		73
Vocabulary Review		74



Unit

1

Story Time

Listen and point.










New Words

Listen to the chant. Then find the stickers.




Aa

			Find another a word.
---	---	--	-----------------------------

Bb

			Find another b word.
--	--	---	-----------------------------

Cc

			Find another c word.
---	---	---	-----------------------------



Now say the chant!



Aa Practice

Look and do.

Write and say.

A A

a a



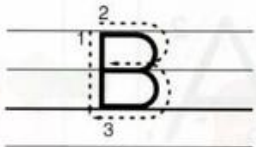



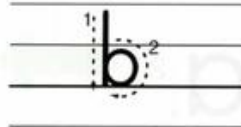

Listen and circle. Does it start with a?

<p>1.</p>	<p>2.</p>	<p>3.</p>	<p>4.</p>
<p><input checked="" type="checkbox"/> x</p>	<p><input checked="" type="checkbox"/> x</p>	<p><input checked="" type="checkbox"/> x</p>	<p><input checked="" type="checkbox"/> x</p>



Bb Practice

Look and do.





	→ 	→ 	→ 
	→ 	→ 	→ 

Write and say.

B B

b b



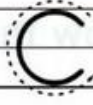





Listen and circle. Does it start with **b**?

1. 	2. 	3. 	4. 
✓ ✗	✓ ✗	✓ ✗	✓ ✗



Cc Practice

Look and do.





	→		→		→	
	→		→		→	

Write and say.

C C

c c

Listen and circle. Does it start with **c**?

1. 	2. 	3. 	4. 
✓ ✗	✓ ✗	✓ ✗	✓ ✗



Activities

Listen and sing.

ABC ABC If you know these, wink, wink, wink!






Listen and write the letters. Then say the word.





Listen and circle the pictures.

Which words begin with **b**?



Which words begin with **c**?





Review

Put a sticker over the letters you know.

Aa

Bb

Cc

Point to the words you know.



Teacher's Comments




Unit

2

Story Time

Listen and point.













New Words

Listen to the chant. Then find the stickers.




Dd

			Find another d word.
---	---	--	-----------------------------

Ee

			Find another e word.
--	--	--	-----------------------------

Ff

			Find another f word.
---	---	---	-----------------------------

Now say the chant!





Dd Practice

Look and do.

Write and say.

D _____

d _____

Listen and circle. Does it start with **d**?

<p>1.</p>	<p>2.</p>	<p>3.</p>	<p>4.</p>
<p>✓ ✗</p>	<p>✓ ✗</p>	<p>✓ ✗</p>	<p>✓ ✗</p>



Ee Practice

Look and do.

Write and say.

E E

e e

Listen and circle. Does it start with e?

<p>1.</p>	<p>2.</p>	<p>3.</p>	<p>4.</p>
<p>✓ ✗</p>	<p>✓ ✗</p>	<p>✓ ✗</p>	<p>✓ ✗</p>



Ff Practice

Look and do.

Write and say.

F F

f f

Listen and circle. Does it start with **f**?

1. 	2. 	3. 	4.
✓ ✗	✓ ✗	✓ ✗	✓ ✗



Activities


Listen and sing.



DEF DEF If you know these, wiggle, wiggle, wiggle!

Listen and write the missing **a** or **e**.

1. c a p



2. b e d



3. p e n



4. c a t



Listen and circle the pictures.

Which words begin with **d**?

1.



2.



3.



4.



Which words begin with **f**?


1.



2.



3.



4.





Review

Put a sticker over the letters you know.

Dd

Ee

Ff

Point to the words you know.



Teacher's Comments




Unit

3

Story Time

Listen and point.













New Words

Listen to the chant. Then find the stickers.




Gg

			Find another g word.
---	---	--	-----------------------------

Hh

			Find another h word.
--	--	---	-----------------------------

Ii

			Find another i word.
---	---	--	-----------------------------



Now say the chant!



Gg Practice

Look and do.

	→		→		→	
	→		→		→	

Write and say.

G G

g g

Listen and circle. Does it start with **g**?

1. 	2. 	3. 	4.
✓ ✗	✓ ✗	✓ ✗	✓ ✗



Hh Practice

Look and do.

Write and say.

H H

h h

Listen and circle. Does it start with h?

1. 	2. 	3. 	4.
✓ ✗	✓ ✗	✓ ✗	✓ ✗



Ii Practice

Look and do.

Write and say.

I _____

i _____

Listen and circle. Does it start with i?

<p>1.</p>	<p>2.</p>	<p>3.</p>	<p>4.</p>
<p>✓ ✗</p>	<p>✓ ✗</p>	<p>✓ ✗</p>	<p>✓ ✗</p>



Activities

Listen and sing.

GHI GHI If you know these, clap, clap, clap!



Listen and write the missing **a**, **e**, or **i**.

1. b__t



2. p__n



3. s__t



4. n__t



Read the words aloud quickly. Then practice with the cassette.

bad
bag
dad
cab

bed
beg
fed

big
did
fig
hid

I read these words in _____ seconds.





Review

Put a sticker over the letters you know.



Point to the words you know.



Teacher's Comments



Unit

4

Story Time

Listen and point.







New Words

Listen to the chant. Then find the stickers.

Jj



Find
another
j word.

Kk



Find
another
k word.

Ll











Find
another
l word.

Now say the chant!



Jj Practice

Look and do.





	→		→		→	
	→		→		→	

Write and say.

J J

j j

Listen and circle. Does it start with j?

1.	2.	3.	4.
			
✓ ✗	✓ ✗	✓ ✗	✓ ✗



Kk Practice

Look and do.

	→		→		→	
	→		→		→	

Write and say.

K K

k k

Listen and circle. Does it start with **k**?

1. 	2. 	3. 	4.
✓ ✗	✓ ✗	✓ ✗	✓ ✗



L Practice

Look and do.

Write and say.

	<hr/>
	<hr/>
	<hr/>
	<hr/>

Listen and circle. Does it start with l?

<p>1.</p>	<p>2.</p>	<p>3.</p>	<p>4.</p>
<p>✓ ✗</p>	<p>✓ ✗</p>	<p>✓ ✗</p>	<p>✓ ✗</p>



Activities


Listen and sing.

JKL JKL If you know these, stomp, stomp, stomp!




Listen and circle the pictures.

Which words begin with **j**?




Which words begin with **l**?




Listen and write the missing **g** or **k**.

1. ___ite




2. ___oose



3. ___ey



4. ___itten





Review


Put a sticker over the letters you know.

Jj

Kk

Li

Point to the words you know.



Teacher's Comments



Unit

5

Story Time

Listen and point.



OCTOBER						
M	T	W	T	F	S	S
	1	2	3	4	5	6
7	8	9	10	11	12	13
14	15	16	17	18	19	20
21	22	23	24	25	26	27
28	29	30	31			





New Words

Listen to the chant. Then find the stickers.

Mm



Find
another
m word.

Nn



Find
another
n word.

Oo





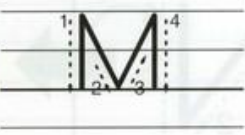





Find
another
o word.

Now say the chant!



Mm Practice

Look and do.

Write and say.

M M

m m

Listen and circle. Does it start with **m**?

1. 	2. 	3. 	4. 
✓ ✗	✓ ✗	✓ ✗	✓ ✗



Nn Practice

Look and do.

Write and say.

N N

n n



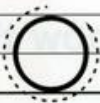





Listen and circle. Does it start with n?

<p>1.</p>	<p>2.</p>	<p>3.</p>	<p>4.</p>
<p>✓ ✗</p>	<p>✓ ✗</p>	<p>✓ ✗</p>	<p>✓ ✗</p>



Oo Practice

Look and do.





	➔		➔		➔	
	➔		➔		➔	

Write and say.

O O

o o

Listen and circle. Does it start with o?

1. 	2. 	3. 	4. 
✓ ✗	✓ ✗	✓ ✗	✓ ✗



Activities

Listen and sing.

MNO MNO If you know these, wave, wave, wave!




Listen and write the missing **m** or **n**.

1. ___ap




2. ___ose



3. ___ine



4. ___ilk



Read the words aloud quickly. Then practice with the cassette.



I read these words in _____ seconds.





Review

Put a sticker over the letters you know.



Point to the words you know.



 **Teacher's Comments** 




Unit

6

Story Time

Listen and point.







New Words

Listen to the chant. Then find the stickers.

Pp

			<p>Find another p word.</p>
--	--	--	------------------------------------

Qq

			<p>Find another q word.</p>
--	--	--	------------------------------------

Rr



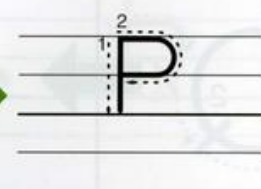





			<p>Find another r word.</p>
--	--	--	------------------------------------

Now say the chant!



Pp Practice

Look and do.





			
			

Write and say.

P P

p p







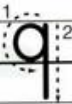
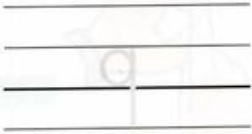
Listen and circle. Does it start with p?

1. 	2. 	3. 	4. 
✓ ✗	✓ ✗	✓ ✗	✓ ✗



Qq Practice

Look and do.





			
			

Write and say.

Q Q

q q



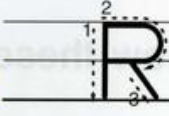





Listen and circle. Does it start with **q**?

1. 	2. 	3. 	4. 
✓ ✗	✓ ✗	✓ ✗	✓ ✗



Rr Practice

Look and do.





	→		→		→	
	→		→		→	

Write and say.

R R

r r

Listen and circle. Does it start with r?

1. 	2. 	3. 	4. 
✓ ✗	✓ ✗	✓ ✗	✓ ✗



Activities



Listen and sing.




PQR PQR If you know these, hop, hop, hop!

Listen and circle the pictures.

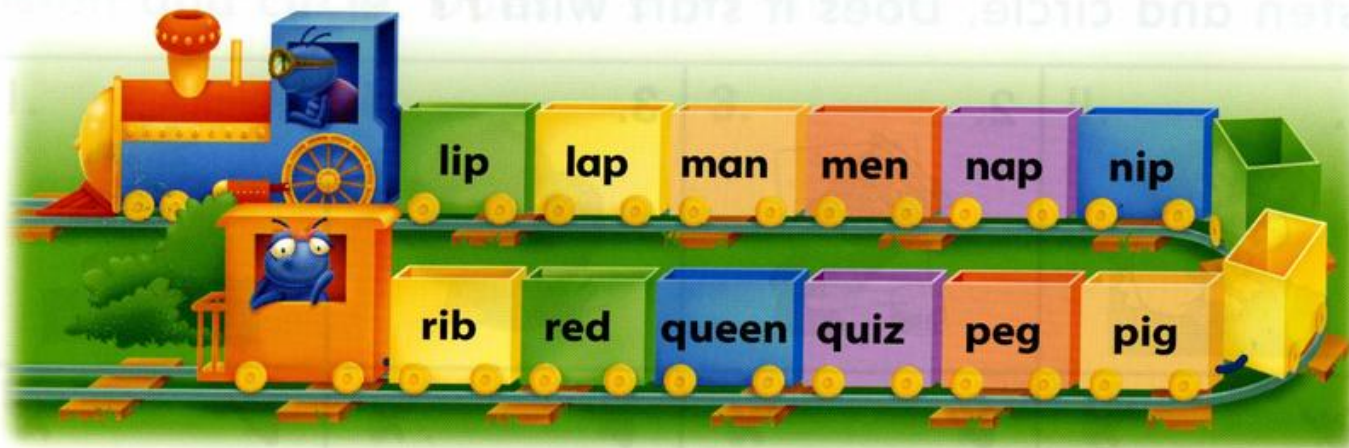
Which words begin with **q**?



Which words begin with **r**?



Read the words aloud quickly. Then practice with the cassette.



I read these words in _____ seconds.





Review

Put a sticker over the letters you know.



Point to the words you know.



Teacher's Comments




Unit

7

Story Time

Listen and point.







New Words

Listen to the chant. Then find the stickers.

Ss




Find
another
s word.

Tt



Find
another
t word.

Uu



Find
another
u word.

Now say the chant!



Ss Practice

Look and do.

	→		→		→	
	→		→		→	

Write and say.

S S

S S

Listen and circle. Does it start with **s**?

1.



2.



3.



4.



✓

x

✓

x

✓

x

✓

x



Tt Practice

Look and do.

Write and say.

T T T T T T T T T T

t t t t t t t t t t



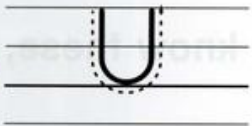



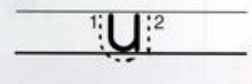

Listen and circle. Does it start with t?

<p>1.</p>	<p>2.</p>	<p>3.</p>	<p>4.</p>
<p>✓ ✗</p>	<p>✓ ✗</p>	<p>✓ ✗</p>	<p>✓ ✗</p>



Uu Practice

Look and do.





	→		→		→	
	→		→		→	

Write and say.

U U

u u

Listen and circle. Does it start with **u**?

1. 	2. 	3. 	4. 
✓ ✗	✓ ✗	✓ ✗	✓ ✗



Activities

Listen and sing.

STU STU If you know these, jump, jump, jump!




Listen and write the missing **t** or **d**.

1. ___ape



2. ___og



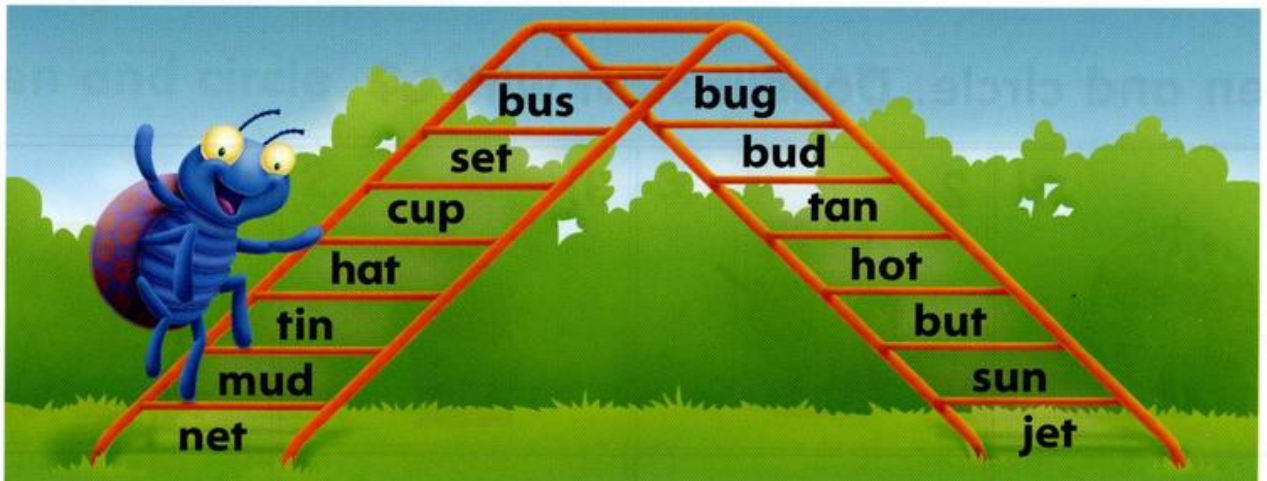
3. ___axi



4. ___oys



Read the words aloud quickly. Then practice with the cassette.



I read these words in _____ seconds.





Review


Put a sticker over the letters you know.

Ss

Tt

Uu

Point to the words you know.



Teacher's Comments



Unit

8

Story Time

Listen and point.








New Words


Listen to the chant. Then find the stickers.

Vv



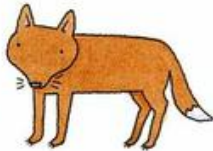
Find
another
v word.

Ww




Find
another
w word.

Xx



6



Find
another
word that
ends in x.

Now say the chant!



Vv Practice

Look and do.

	→		→		→	
	→		→		→	

Write and say.

V V

V V



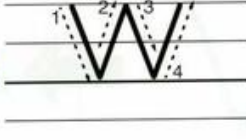



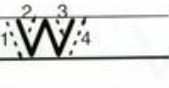

Listen and circle. Does it start with v?

1.	2.	3.	4.
✓ ✗	✓ ✗	✓ ✗	✓ ✗



Ww Practice

Look and do.





			
			

Write and say.

W W

W W



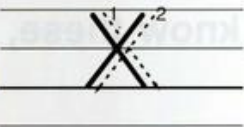



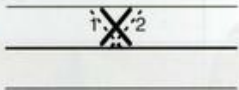

Listen and circle. Does it start with **w**?

1. 	2. 	3. 	4. 
✓ ✗	✓ ✗	✓ ✗	✓ ✗



Xx Practice

Look and do.





	➔		➔		➔	
	➔		➔		➔	

Write and say.

X X

X X

Listen and circle. Does it end with x?

1. 	2. 	3. 	4. 
✓ ✗	✓ ✗	✓ ✗	✓ ✗



Activities

Listen and sing.

VWX VWX If you know these, shout, shout, shout!

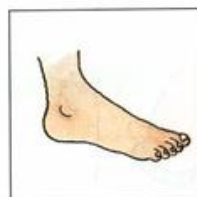


Listen and write the missing **f** or **v**.

1. ___an



2. ___oot



3. ___iolin



4. ___ive



Read the words aloud quickly. Then practice with the cassette.



I read these words in _____ seconds.





Review

Put a sticker over the letters you know.



Point to the words you know.



Teacher's Comments






Unit

9

Story Time

Listen and point.










New Words

Listen to the chant. Then find the stickers.

Yy

			Find another y word.
---	---	--	-----------------------------

Zz

			Find another z word.
--	--	--	-----------------------------



Now say the chant!



Yy Practice

Look and do.

Write and say.

Y Y

y y

Listen and circle. Does it start with y?

<p>1.</p>	<p>2.</p>	<p>3.</p>	<p>4.</p>
<p>✓ x</p>	<p>✓ x</p>	<p>✓ x</p>	<p>✓ x</p>



Zz Practice

Look and do.

	➔		➔		➔	
	➔		➔		➔	

Write and say.

Z Z

Z Z

Listen and circle. Does it start with z?

1. 	2. 	3. 	4.
✓ ✗	✓ ✗	✓ ✗	✓ ✗



Activities

Listen and sing.

Y and Z, Y and Z If you know these, give me five!



Listen and write the missing **s** or **z**.

1. ___ebra



2. ___ister



3. ___ipper



4. ___even



Read the words aloud quickly. Then practice with the cassette.



I read these words in _____ seconds.



Review

Put a sticker over the letters you know.



Point to the words you know.



Teacher's Comments

Sing it all together!



ABC, ABC, If you know these, wink, wink, wink!

DEF, DEF, If you know these, wiggle, wiggle, wiggle!

GHI, GHI, If you know these, clap, clap, clap!

JKL, JKL, If you know these, stomp, stomp, stomp!

MNO, MNO, If you know these, wave, wave, wave!

PQR, PQR, If you know these, hop, hop, hop!

STU, STU, If you know these, jump, jump, jump!

VWX, VWX, If you know these, shout, shout, shout!

Y and Z, Y and Z, If you know these, give me five!

Vocabulary Review



ax



apple



animals



ant



bee



boy



bear



ball



cake



cap



cook



cat



donkey




duck



door




dog



elephant



empty



egg



elbow



fish



fan



face



five



goat



garden



gate



girl



house



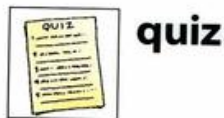

hand








hat




hill





digi ZABAN



5



OCTOBER						
	1	2	3	4	5	
6	7	8	9	10	11	12
13	14	15	16	17	18	19
20	21	22	23	24	25	26
27	28	29	30	31		

Ss

Nn

Cc

Uu

Ll

Ff

Rr

Bb

Zz

Aa

Kk

Oo

Mm

Ee

Ww

Pp

Yy

Ii

Gg

Tt

Qq

Vv

Dd

Xx

Jj

Hh

MR. BUG'S PHONICS

Mr. Bug's Phonics 1 and *2* provide a fun and effective way to teach young children how to read in English.

In each unit, children are introduced to English words through an amusing story. They go on to practice phonics and vocabulary through songs, chants, listening activities, and writing practice. Stickers included at the end of each book reinforce new vocabulary and add to the fun.

Mr. Bug's Phonics 1 teaches the 26 letters of the English alphabet and their sounds, including an introduction to the short vowel sounds. *Mr. Bug's Phonics 2* focuses on consonant blends, vowel combinations, and long vowel sounds. Both books provide a firm foundation in early reading development.

Each level consists of a Student Book, a Teacher's Book, a Cassette, and Phonics Cards. The Teacher's Books and Cassettes are available in both Monolingual (English) and Bilingual (English-Chinese, English-Japanese, English-Korean) versions. *Mr. Bug's Phonics Cards 1* shows the upper and lower case letters of the alphabet, and *Mr. Bug's Phonics Cards 2* features consonant blends and vowel combinations.

Oxford University Press
ISBN 978-0-19-435252-9



9 780194 352529