

digi ZABAN

MR. BUG'S PHONICS

2



**Catherine Yang Eisele
Dina Sun
Richmond Hsieh**

OXFORD UNIVERSITY PRESS



Contents



Unit 1	Consonant Blends and Digraphs ck, nd, nt, ng, nk sp, st, sk, sm, sn, sw, squ	2
Unit 2	More Consonant Blends bl, cl, fl, gl, pl, sl br, cr, dr, fr, gr, pr, tr	10
Unit 3	The Long a Sound a-e, ai, ay	18
Unit 4	The Long e Sound ea, ee, e, y	24
Unit 5	The Long i Sound i-e, ie, i, y	30
Unit 6	The Long o Sound o-e, oa, ow	36
Unit 7	The Long u Sound u-e (<i>flute</i>), ue, ui, u-e (<i>cute</i>)	42
Unit 8	R-Controlled Vowels ar, er, ir, ur, or	48
Unit 9	Vowel Digraphs oo (<i>food</i>), oo (<i>cook</i>), au, aw	54
Unit 10	Diphthongs ou, ow, oi, oy	60
Unit 11	Consonant Digraphs sh, ch, wh, ph, th (<i>thin</i>), th (<i>this</i>)	66
Unit 12	Hard and Soft c and g ca, co, cu, ce, ci, cy ga, go, gu, ge, gi, gy	72
Dictation Words for Practice Pages		78




Unit

1

Story Time

Listen and point.







New Words

Listen and say. Write the missing letters.

1. **ck**



ne_c_k



lo__

2. **nd**



po__



sa__

3. **nt**



te__



a__

4. **ng**



si__



ri__

5. **nk**



pi__



wi__

Listen and say the chant.










The **ant** can **wink**
and his hat is **pink**.





Practice

Listen and circle the word that names the picture.

1. 	2. 	3. 
and ant	wind wink	ten tent
4. 	5. 	6. 
lock long	sing sink	pin pink
7. 	8. 	9. 
ink wink	ring wing	sank sand

Listen and write the words. Then find the stickers.

1. _____ ant _____		2. _____ _____ _____	
-----------------------------	---	-------------------------------	---



New Words

Listen and say. Write the missing letters.

1. **sp**



___ot



___in

2. **st**



___op



___and

3. **sk**



de___



___unk

4. **sm**



___all



___ell

5. **sn**



___ack




___iff

6. **sw**



___im



___ing

7. **squ**



___are



___id

Listen and say the chant.




The **skunk** on the **swing**
has a **small pink ring**.








Practice

Listen and circle the word that names the picture.

1. 	2. 	3. 
spell smell	swing swim	top stop

4. 	5. 	6. 
sand stand	skid squid	smack snack

7. 	8. 	9. 
mall small	sniff stiff	deck desk

Listen and write the words. Then find the stickers.

1. _____ _____		2. _____ _____	
-------------------	---	-------------------	---



Activities

Listen and write the missing letters.



This is Funny Squid Stan.

He likes to ing.

He can wi a im.

See him a a si !

Match the words and pictures.

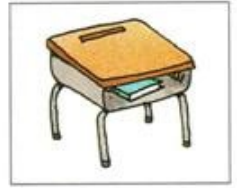


1. spin

2. stop

3. desk

4. snack

5. swing





Review

Say these letters and their sounds. Then find the stickers.

Point to the words you know.




Teacher's Comments

Story Time

Listen and point.








New Words

Listen and say. Write the missing letters.

1. **bl**



___ack



___ock

2. **cl**



___ap




___ock

3. **fl**



___ag




___at

4. **gl**

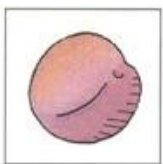


___asses



___ass

5. **pl**



___um

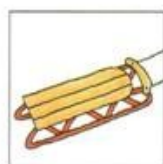


___ant

6. **sl**



___ip



___ed

Listen and say the chant.




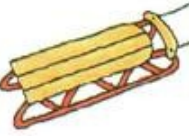





The **cl**am on the **bl**ock
has a **fl**ag and a **cl**ock.





Practice

Listen and circle the word that names the picture.

<p>1. </p>	<p>2. </p>	<p>3. </p>
<p>block clock</p>	<p>class glass</p>	<p>lap clap</p>
<p>4. </p>	<p>5. </p>	<p>6. </p>
<p>fled sled</p>	<p>blend plant</p>	<p>black block</p>
<p>7. </p>	<p>8. </p>	<p>9. </p>
<p>flat slat</p>	<p>flip slip</p>	<p>lag flag</p>

Listen and write the words. Then find the stickers.

1. _____



2. _____






New Words

Listen and say. Write the missing letters.

1. **br**



___ ick

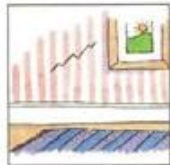


___ ead

2. **cr**



___ ab



___ ack

3. **dr**



___ um



___ ess

4. **fr**



___ og



___ ost

5. **gr**



___ ass



___ andma

6. **pr**



___ int



___ ess

7. **tr**



___ unk



___ uck

Listen and say the chant.










Grandma's **dress** is **black**.

Her **glasses** have a **crack**.



Practice

Listen and circle the word that names the picture.

1. 	2. 	3. 
crab grab	drum trumpet	dress press
4. 	5. 	6. 
drip trip	brick print	drug truck
7. 	8. 	9. 
glass grass	clam cram	flag frog

Listen and write the words. Then find the stickers.

1. _____




2. _____





Activities

Listen and write the missing letters.



___andma is ___iving a ___uck.

She picks up a ___og and a ___ab.

The ___uck has a ___at tire!

Don't worry. ___andma has her ___ag.

Write one word on each block of the house.




black
brick
clock
crab
flag
frog
glass
grass
plant
print

Review

Say these letters and their sounds. Then find the stickers.



Point to the words you know.




Teacher's Comments


Unit

3

Story Time

Listen and point.







New Words

Listen and say. Write the missing letters.

1. a-e



t _ p _



c _ k _



l _ k _

2. ai



m _ _ l




t _ _ l



n _ _ l


3. ay



h _ _



p _ _



d _ _









Listen and say the chant.

In the **hay** by the **lake**
we will eat a lot of **cake**.



Practice

Listen and circle the word that names the picture.

1. 	2. 	3. 
crack cake	tail trail	cap cape
4. 	5. 	6. 
hat hay	pay paint	pal pail
7. 	8. 	9. 
man mane	tap tape	nail snail

Listen and write the words. Then find the stickers.

1. _____
_____2. _____
_____



Activities

Listen and write the missing letters.




This is D__l__. He is by the l__k__.

D__l__ is eating lemon c__k__.

It's a hot and sunny d__.

D__l__ will sleep here in the h__.

Find the long **a** words. Write each one on a train car.





Review

Tell three ways to make the long **a** sound.
Then find the stickers.

are

oi

ay

Point to the words you know.





Teacher's Comments



Story Time

Listen and point.





New Words

Listen and say. Write the missing letters.

1. ea



m__t



s__



s__t

2. ee



gr__n



j__p



f__t

3. e



m__



h__



w__

4. y



cand__



happ__



pupp__










Listen and say the chant.

Don't put your **feet**
on that pretty **green seat!**



Practice

Listen and circle the word that names the picture.

<p>1. </p>	<p>2. </p>	<p>3. </p>
<p>bed bead</p>	<p>me meat</p>	<p>set seat</p>
<p>4. </p>	<p>5. </p>	<p>6. </p>
<p>red read</p>	<p>met meat</p>	<p>fit feet</p>
<p>7. </p>	<p>8. </p>	<p>9. </p>
<p>jet jeep</p>	<p>men mean</p>	<p>hen he</p>

Listen and write the words. Then find the stickers.

1.



2.





Activities

Listen and write the missing letters.




Mr. Gr___n is in his j___p.

His pupp___, Spot, is on the s___t.

They are happ___ in the j___p.

They are going to the s___.

Find pictures of five long e words. Write the words.





Review

Tell four ways to make the long e sound.
Then find the stickers.

Point to the words you know.





Teacher's Comments

Unit
5

Story Time

Listen and point.





New Words

Listen and say. Write the missing letters.

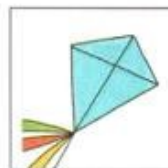
1. i-e



b _ t _



n _ n _



k _ t _

2. ie



p _ _



t _ _



neckt _ _

3. i



h _



cl _ mb



bl _ nd

4. y



fl _



cr _



sk _

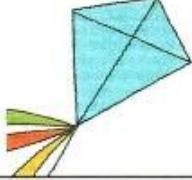







Listen and say the chant.

See the **kite** and the **fly**
in the **bright blue sky**.



Practice

Listen and circle the word that names the picture.

1. 	2. 	3. 
kit kite	skip sky	pin pine
4. 	5. 	6. 
hit hi	sit site	cliff climb
7. 	8. 	9. 
bit bite	pie pipe	crib cry

Listen and write the words. Then find the stickers.

1. _____



2. _____





Activities

Listen and write the missing letters.



H__! This is my b__k__.

This is my k__t__.

I l__k__ to fl__ my k__t__.

I l__k__ to fl__ my k__t__ on my b__k__.

Match the words and pictures.

1. nine

2. kite

3. pie

4. tie

5. cry

•

•

•

•

•


•

•

•

•

•






Review

Tell four ways to make the long **i** sound.
Then find the stickers.



Point to the words you know.




Teacher's Comments

Story Time

Listen and point.







New Words

Listen and say. Write the missing letters.

1. **o-e**



b__n__



r__p__



r__b__

2. **oa**



s___p



b___t



c___t

3. **ow**



b___l



sn___



r___










Listen and say the chant.

Wear a **robe** or a **coat**
when you **row** your **boat**.



Practice

Listen and circle the word that names the picture.

1. 	2. 	3. 
cot coat	not note	mop mope
4. 	5. 	6. 
row road	hole bowl	sop soap
7. 	8. 	9. 
rope robe	bat boat	bone stone

Listen and write the words. Then find the stickers.

1.



2.



Activities

Listen and write the missing letters.



Hello! My name is R__s__.

Do you like my r__b__?

I am on a r__p__.

Now I can eat my b__n__!

Circle the long o words to help Mr. Bug row his boat home.

row note road box snow

not soap boat robe cot

coat bone rope sop mop



Review


Tell three ways to make the long **o** sound.
Then find the stickers.

o-e

oo

ow

Point to the words you know.






Teacher's Comments



Story Time

Listen and point.







New Words

Listen and say. Write the missing letters.

1. u-e



fl__t__



L__k__



pr__n__

2. ue



S__



bl__



gl__

3. ui



s__t



fr__t



j__ce


4. u-e



c__t__



m__l__



c__b__










Listen and say the chant.

Sue plays the flute
in her new blue suit.



Practice

Listen and circle the word that names the picture.

1. 	2. 	3. 
cut cute	cub cube	luck Luke
4. 	5. 	6. 
Sue suit	June juice	blue glue
7. 	8. 	9. 
flat flute	prune press	flute fruit

Listen and write the words. Then find the stickers.

1. _____

2. _____



Activities

Listen and write the missing letters.



L__k__ has a c__t__ m__l__.

L__k__ and the m__l__ sit on a c__b__.

L__k__ and the m__l__ eat fr__t on the c__b__.

They drink j__ce on the c__b__, too.

Circle the long **u** words to help Mr. Bug get to the sea.






Review

Tell four ways to make the long **u** sound.
Then find the stickers.

Point to the words you know.



Teacher's Comments





Unit

8

Story Time

Listen and point.







New Words

Listen and say. Write the missing letters.

1. ar



___m



c___

2. er



farm___



sing___

3. ir



g___l



sk___t

4. ur



n___se



t___tle

5. or



f___k



h___se




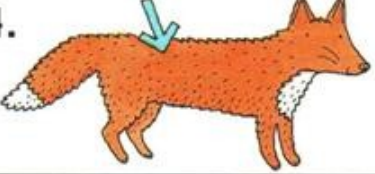





Listen and say the chant.

The **girl** on the **farm**
has a **bird** on her **arm**.



Practice

Listen and circle the word that names the picture.

<p>1. </p>	<p>2. </p>	<p>3. </p>
<p>core car</p>	<p>farm firm</p>	<p>cone corn</p>
<p>4. </p>	<p>5. </p>	<p>6. </p>
<p>fur for</p>	<p>fork far</p>	<p>stir star</p>
<p>7. </p>	<p>8. </p>	<p>9. </p>
<p>pork park</p>	<p>bird board</p>	<p>farmer former</p>

Listen and write the words. Then find the stickers.

1.



2.





Activities

Listen and write the missing letters.



The f___mer is at her f___m.

The n___se is in her c___.

The g___l is on her h___se.

They all meet at the f___m.

How many words can you say from start to finish?

Don't repeat any words! You can score up to 200 points.

+5 ar -2	+10 er -5	+10 or -5	+10 ur -5	+10 er -5
+5 ir -2				+20 ir -10
+5 ur -2				+20 ar -10
+5 or -2				+20 or -10
START				FINISH



Review

Say these letters and their sounds. Then find the stickers.




Point to the words you know.




Teacher's Comments

Story Time

Listen and point.







New Words

Listen and say. Write the missing letters.

1. oo



f__d



sp__n



b__ts

2. oo



c__k



h__k



f__t

3. au



__gust



__tumn



P__l

4. aw



p__



y__n



s__

Listen and say the chant.

The **cook** with the **saw**
has a **boot** on his **paw**.





Practice

Listen and circle the word that names the picture.

<p>1. </p>	<p>2. </p>	<p>3. </p>
<p>food fawn</p>	<p>boats boots</p>	<p>saw Sue</p>

<p>4. </p>	<p>5. </p>	<p>6. </p>
<p>books boots</p>	<p>cook cool</p>	<p>foot feet</p>

<p>7. </p>	<p>8. </p>	<p>9. </p>
<p>hook hawk</p>	<p>pay paw</p>	<p>Paul pool</p>

Listen and write the words. Then find the stickers.

<p>1. _____ _____ _____</p>	<div style="border: 1px solid black; width: 100%; height: 100%;"></div>	<p>2. _____ _____ _____</p>	<div style="border: 1px solid black; width: 100%; height: 100%;"></div>
---	---	---	---

Activities

Listen and write the missing letters.



P ___ l is a c ___ k.

P ___ l has a sp ___ n in his p ___ .

He y ___ ns.

The sp ___ n falls on his f ___ t.

Unscramble the words and match them to the pictures.

1. numatu

2. was

3. koho

4. nopos

autumn





Review

Say these letters and their sounds. Then find the stickers.



Point to the words you know.



Teacher's Comments





Unit

10

Story Time

Listen and point.







New Words

Listen and say. Write the missing letters.

1. **ou**



cl__d



h__se



m__se

2. **ow**



cl__n



c__



__l

3. **oi**



__l



c__n



p__nt


4. **oy**



j__



b__



t__s










Listen and say the chant.

The **boy** found a **mouse**
and a **coin** in the **house**.



Practice

Listen and circle the word that names the picture.

1. 	2. 	3. 
horse house	paint point	coin cone
4. 	5. 	6. 
owl oil	coin count	dawn down
7. 	8. 	9. 
jaw joy	toys toast	clown cloud

Listen and write the words. Then find the stickers.

1. _____

2. _____



Activities

Listen and write the missing letters.



The b___ has some t___s in his h___se.

The b___ has a cl___n and a c___.

The cl___n plays with a m___se.

The c___ plays with an ___l.

Find six words in the circle. Write the words.





Review

Say these letters and their sounds. Then find the stickers.


Point to the words you know.




Teacher's Comments

Story Time

Listen and point.








New Words

Listen and say. Write the missing letters.

1. **sh**

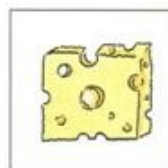


___ip



___eep

2. **ch**



___eese



___air

3. **wh**



___ale




___ite

4. **ph**



___one



gra___

5. **th**



___in



___ick

6. **th**



___is



___at










Listen and say the chant.

The **wh**ale and the **sh**eeep
have a **ph**one in **th**eir jeep.



Practice

Listen and circle the word that names the picture.


1. 	2. 	3. 
chip ship	cheap sheep	white kite
4. 	5. 	6. 
this that	chair share	whale tail
7. 	8. 	9. 
graph grass	thin thick	phone shone

Listen and write the words. Then find the stickers.

1. _____



2. _____



Activities

Listen and write the missing letters.



___ is is ___ il.

___ is is ___ il's ___ eep.

___ ey are on a ___ ip.

The ___ ip is in the ___ ale's mou___.

Read the words in the **h**. Write each word on the correct line.

chip

sheep

third

shirt

whale

phone

thin

ship

thick

Phil

chair

white

ch

ph

th

sh

wh



Review

Say these letters and their sounds. Then find the stickers.




Point to the words you know.



Teacher's Comments

Story Time

Listen and point.





New Words

Listen and say. Write the missing letters.

1. **Hard c**

ca



__t

co



__ne

cu



__b

2. **Soft c**

ce




i__

ci



__rcus

cy



__mbals

3. **Hard g**

ga



__me

go



__at

gu



__itar

4. **Soft g**

ge



ca__

gi



__raffe

gy



__mnastics




Listen and say the chant.

The **g**iraffe in the **co**at
rides a bike with a **go**at.



Practice

Listen and say each word. Circle the sound you hear.

1. 	2. 	3. 
hard c soft c	hard c soft c	hard g soft g
4. 	5. 	6. 
hard g soft g	hard g soft g	hard c soft c
7. 	8. 	9. 
hard g soft g	hard c soft c	hard g soft g

Listen and write the words. Then find the stickers.

1. _____



2. _____



Activities

Listen and write the missing letters.



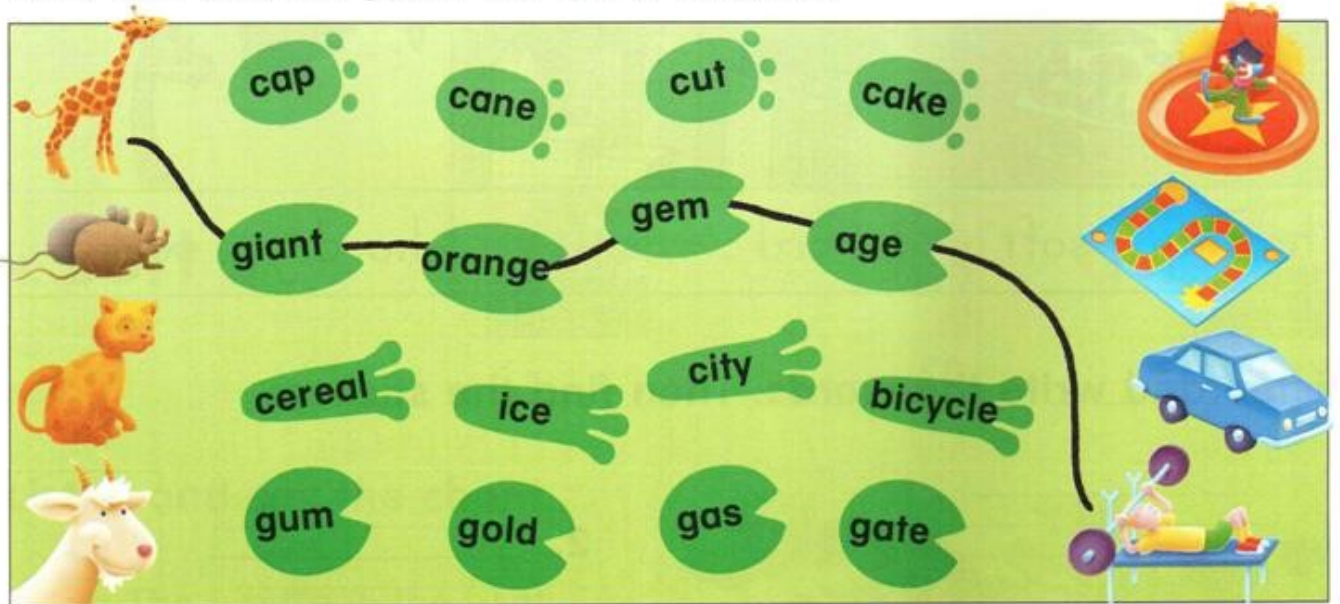
Look! A ___rcus!

A ___t is riding a bi___cle.

A ___raffe and a ___at are playing a ___me.

A clown has a ___itar. His monkey has ___mbals!

Find the correct path for each animal.





Review

Say the sounds. Then find the stickers.



Point to the words you know.



Teacher's Comments



Dictation Words for Practice Pages



Unit 1

- | | page |
|---------|------|
| 1. ant | 5 |
| 2. sand | |

- | | |
|----------|---|
| 1. squid | 7 |
| 2. snack | |

Unit 2

- | | |
|----------|----|
| 1. clock | 13 |
| 2. sled | |

- | | |
|----------|----|
| 1. dress | 15 |
| 2. truck | |

Unit 3

- | | |
|---------|----|
| 1. day | 21 |
| 2. nail | |

Unit 4

- | | |
|---------|----|
| 1. jeep | 27 |
| 2. meat | |

Unit 5

- | | |
|--------|----|
| 1. pie | 33 |
| 2. sky | |

Unit 6

- | | |
|---------|----|
| 1. rope | 39 |
| 2. coat | |

Unit 7

- | | |
|----------|----|
| 1. juice | 45 |
| 2. cube | |

Unit 8

- | | |
|-----------|----|
| 1. farmer | 51 |
| 2. nurse | |

Unit 9

- | | |
|---------|----|
| 1. Paul | 57 |
| 2. foot | |

Unit 10


- | | |
|----------|----|
| 1. clown | 63 |
| 2. boy | |

Unit 11

- | | |
|----------|----|
| 1. thick | 69 |
| 2. chair | |

Unit 12

- | | |
|-----------|----|
| 1. game | 75 |
| 2. circus | |



tr

oa

ph

nt

br

o-e

oo
(cook)

er

hard
c

sm

gr

y

wh

ur

sp

dr

ue

ee

bl

squ

ar

ai

oo
(food)

ir

soft
c

au

ck

pr

ui

ng

fl

ch

th
(thin)

nk

a-e

st

u-e
(cute)

aw

ow

ou

or

fr

sk

e

sn

hard
g

oi

th
(this)

nd

gl

cr

ay

u-e
(flute)

oy

sh

soft
g

sw

ea

sl

ow

i-e

i

y

pl

cl

ie